



Location: ACL1 - City Hall

Report on 24-hour TSP monitoring

Action Level ($\mu\text{g}/\text{m}^3$) - 163

Limit Level ($\mu\text{g}/\text{m}^3$) - 260

Date	Sampling Time	Weather Condition	Filter paper no.	Filter Weight, g		Elapse Time, hr		Sampling Time, hr	Flow Rate, m^3/min			Total Volume, m^3	TSP Level, $\mu\text{g}/\text{m}^3$
				Initial	Final	Initial	Final		Initial, Q_{si}	Final, Q_{sf}	Average		
4-Oct-14	8:00	Fine	009892	2.7793	2.9350	3387.17	3411.17	24.00	1.25	1.30	1.27	1833	85
10-Oct-14	8:00	Fine	009924	2.7560	2.9394	3414.17	3438.17	24.00	1.25	1.25	1.25	1795	102
16-Oct-14	8:00	Rainy	010354	2.7703	2.9138	3441.17	3465.17	24.00	1.20	1.20	1.20	1733	83
22-Oct-14	8:00	Cloudy	009941	2.7361	2.9455	3468.17	3492.17	24.00	1.05	1.02	1.04	1491	140
28-Oct-14	8:00	Cloudy	010275	2.7685	2.9945	3495.21	3519.21	24.00	1.15	1.15	1.15	1651	137

Report on 1-hour TSP monitoring

Action Level ($\mu\text{g}/\text{m}^3$) - 460

Limit Level ($\mu\text{g}/\text{m}^3$) - 500

Date	Sampling Time	Weather Condition	Filter paper no.	Filter Weight, g		Elapse Time, hr		Sampling Time, hr	Flow Rate, m^3/min			Total Volume, m^3	TSP Level, $\mu\text{g}/\text{m}^3$
				Initial	Final	Initial	Final		Initial, Q_{si}	Final, Q_{sf}	Average		
6-Oct-14	8:30	Fine	009324	2.8620	2.8752	3411.17	3412.17	1.00	1.30	1.30	1.30	78	169
6-Oct-14	13:00	Fine	009872	2.7804	2.7904	3412.17	3413.17	1.00	1.27	1.27	1.27	76	131
6-Oct-14	14:14	Fine	009916	2.7553	2.7672	3413.17	3414.17	1.00	1.27	1.27	1.27	76	156
11-Oct-14	8:47	Fine	010333	2.7685	2.7720	3438.17	3439.17	1.00	1.25	1.25	1.25	75	47
11-Oct-14	9:51	Fine	010336	2.7663	2.7678	3439.17	3440.17	1.00	1.25	1.25	1.25	75	20
11-Oct-14	10:59	Fine	010339	2.7433	2.7478	3440.17	3441.17	1.00	1.25	1.25	1.25	75	60
17-Oct-14	8:43	Fine	010328	2.7712	2.7795	3465.17	3466.17	1.00	1.25	1.30	1.28	77	108
17-Oct-14	9:48	Fine	010331	2.7732	2.7820	3466.17	3467.17	1.00	1.30	1.30	1.30	78	112
17-Oct-14	10:51	Fine	010356	2.7803	2.7886	3467.17	3468.17	1.00	1.33	1.30	1.32	79	105
23-Oct-14	9:21	Cloudy	010278	2.7609	2.7683	3492.17	3493.17	1.00	1.02	1.02	1.02	61	121
23-Oct-14	10:33	Cloudy	010281	2.7790	2.7877	3493.17	3494.17	1.00	1.02	1.02	1.02	61	142
23-Oct-14	13:00	Cloudy	010284	2.7581	2.7684	3494.17	3495.17	1.00	1.05	1.05	1.05	63	163
29-Oct-14	9:00	Cloudy	010301	2.7719	2.7804	3519.21	3520.21	1.00	1.15	1.15	1.15	69	124
29-Oct-14	10:05	Cloudy	010304	2.7680	2.7739	3520.21	3521.21	1.00	1.15	1.15	1.15	69	86
29-Oct-14	13:12	Cloudy	010307	2.7782	2.7867	3521.21	3522.21	1.00	1.15	1.15	1.15	69	124



Location: ACL2a - Contractor HK/2012/08 Site office

Report on 24-hour TSP monitoring

Action Level ($\mu\text{g}/\text{m}^3$) - 187.3

Limit Level ($\mu\text{g}/\text{m}^3$) - 260

Date	Sampling Time	Weather Condition	Filter paper no.	Filter Weight, g		Elapse Time, hr		Sampling Time, hr	Flow Rate, m^3/min			Total Volume, m^3	TSP Level, $\mu\text{g}/\text{m}^3$
				Initial	Final	Initial	Final		Initial, Q_{si}	Final, Q_{sf}	Average		
7-Oct-14	15:00	Fine	009928	2.7620	2.9551	2524.34	2548.34	24.00	1.06	1.06	1.06	1526	127
10-Oct-14	8:00	Fine	010359	2.7556	2.8489	2548.35	2572.35	24.00	1.06	1.06	1.06	1521	61
16-Oct-14	8:00	Rainy	010350	2.7592	2.9717	2575.35	2599.35	24.00	1.06	1.06	1.06	1530	139
22-Oct-14	8:00	Cloudy	010324	2.7683	2.9793	2602.35	2626.35	24.00	1.11	1.08	1.09	1573	134
29-Oct-14	8:00	Cloudy	010260	2.7774	2.9108	2632.38	2656.38	24.00	1.05	1.05	1.05	1509	88

* Due to interruption of electricity supply, the 24hr TSP was rescheduled from 4 October 2014 and 28 October 2014 to 7 October 2014 and 29 October 2014.

Report on 1-hour TSP monitoring

Action Level ($\mu\text{g}/\text{m}^3$) - 300.1

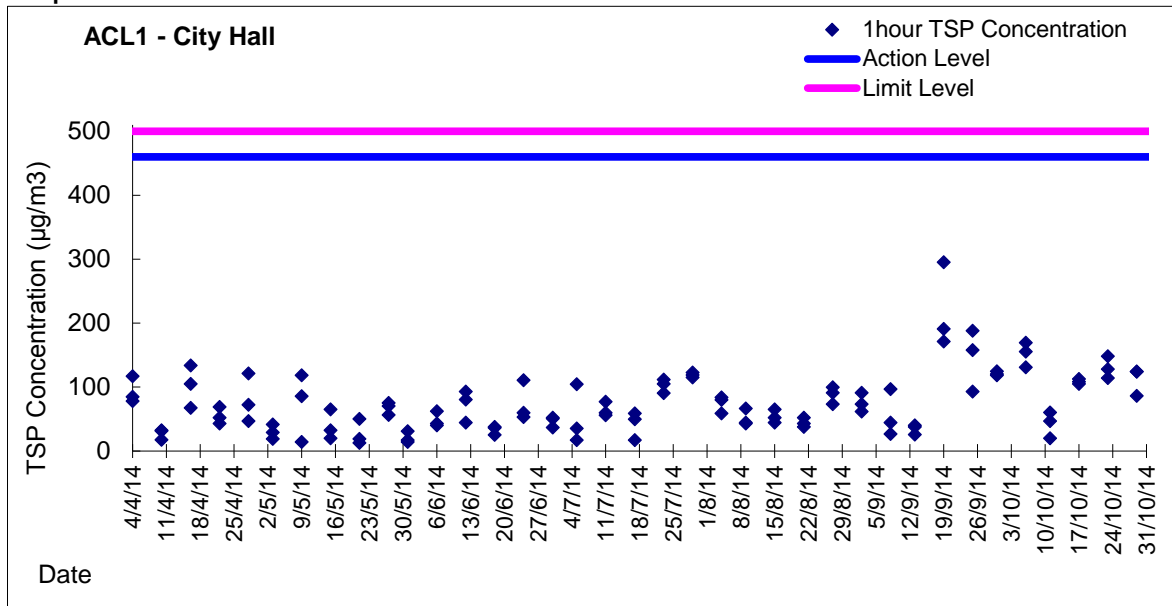
Limit Level ($\mu\text{g}/\text{m}^3$) - 500

Date	Sampling Time	Weather Condition	Filter paper no.	Filter Weight, g		Elapse Time, hr		Sampling Time, hr	Flow Rate, m^3/min			Total Volume, m^3	TSP Level, $\mu\text{g}/\text{m}^3$
				Initial	Final	Initial	Final		Initial, Q_{si}	Final, Q_{sf}	Average		
6-Oct-14	15:18	Fine	009911	2.7670	2.7804	2521.34	2522.34	1.00	1.06	1.06	1.06	64	211
7-Oct-14	8:00	Fine	009921	2.7544	2.7665	2522.34	2523.34	1.00	1.06	1.06	1.06	64	190
7-Oct-14	13:50	Fine	009923	2.7483	2.7628	2523.34	2524.34	1.00	1.06	1.06	1.06	64	228
11-Oct-14	13:00	Fine	010341	2.7517	2.7544	2572.35	2573.35	1.00	1.06	1.06	1.06	63	43
11-Oct-14	14:14	Fine	010344	2.7422	2.7480	2573.35	2574.35	1.00	1.06	1.06	1.06	63	92
11-Oct-14	15:43	Fine	010347	2.7445	2.7518	2574.35	2575.35	1.00	1.06	1.06	1.06	63	115
17-Oct-14	13:00	Fine	009988	2.7359	2.7471	2599.35	2600.35	1.00	1.06	1.06	1.06	64	176
17-Oct-14	14:37	Fine	010318	2.7702	2.7831	2600.35	2601.35	1.00	1.06	1.06	1.06	64	202
17-Oct-14	15:43	Fine	010321	2.7508	2.7656	2601.35	2602.35	1.00	1.06	1.06	1.06	64	232
23-Oct-14	13:00	Cloudy	010285	2.7639	2.7713	2626.35	2627.35	1.00	1.08	1.08	1.08	65	114
23-Oct-14	14:15	Cloudy	010289	2.7628	2.7724	2627.35	2628.35	1.00	1.08	1.08	1.08	65	148
23-Oct-14	15:17	Cloudy	010271	2.7727	2.7812	2628.35	2629.35	1.00	1.11	1.11	1.11	67	128
29-Oct-14	9:34	Cloudy	010251	2.7714	2.7833	2629.38	2630.38	1.00	1.05	1.05	1.05	63	189
29-Oct-14	13:00	Cloudy	010254	2.7751	2.7839	2630.38	2631.38	1.00	1.05	1.05	1.05	63	140
29-Oct-14	14:20	Cloudy	010257	2.7850	2.7939	2631.38	2632.38	1.00	1.05	1.05	1.05	63	141

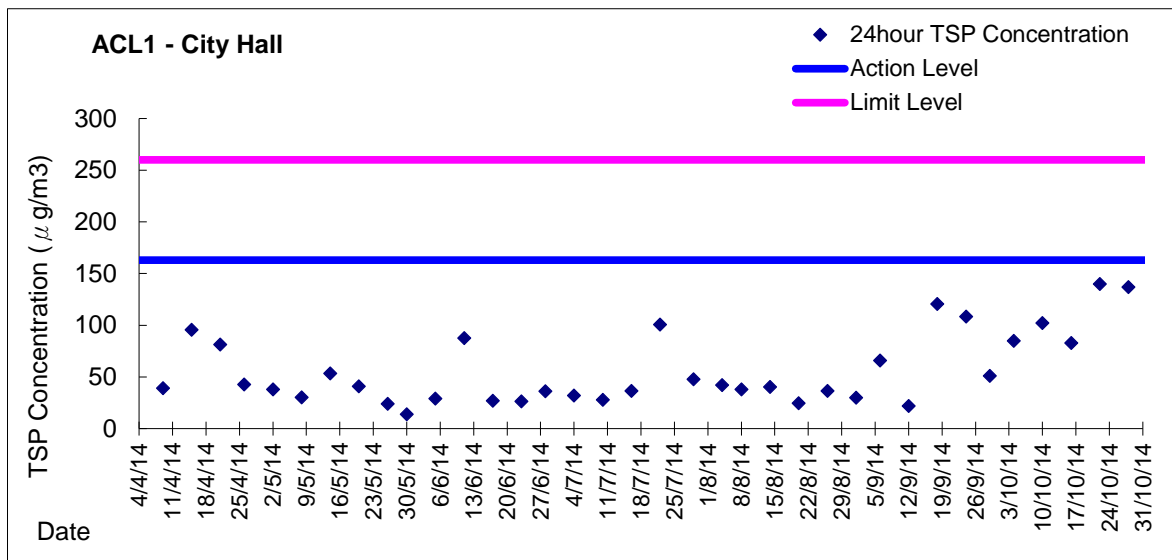
* Due to interruption of electricity supply, the 1hr TSP was rescheduled from 6 October 2014 to 6 and 7 October 2014.



Graphic Presentation of 1 hour TSP Result

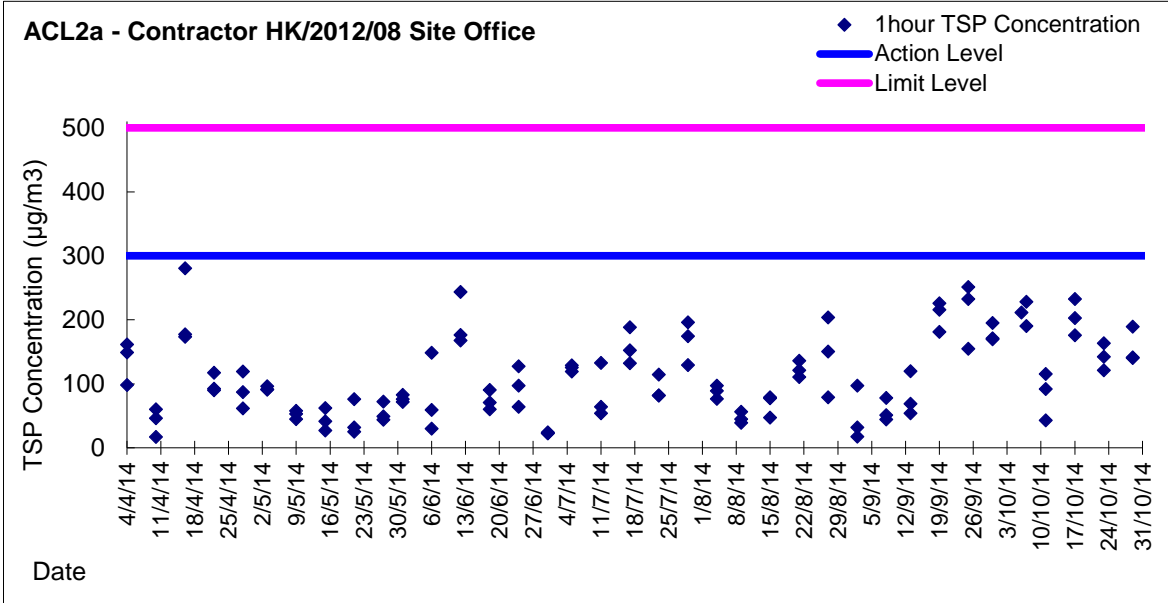


Graphic Presentation of 24 hour TSP Result





Graphic Presentation of 1 hour TSP Result



Graphic Presentation of 24 hour TSP Result

